

IFA2 consultation feedback report

February 2016



Stage 1 consultation – December 2015

Contents

1	INTRODUCTION	5
2	AIMS AND OBJECTIVES	6
3	RESULTS	7
3.1	Q1 Based on the information you have seen today, do you have any comments on: the decisions and reasons that led to the identification of the proposed onshore and subsea cable routes?	8
3.2	Q2. Based on the information you have seen today, do you have any comments on: the decisions and reason that led to the identification of the proposed converter station at Daedalus Airfield?	10
3.3	Q3. Based on the information you have seen today, do you have any comments on: the potential environmental impacts of the proposals?	12
3.4	Q4. Based on the information you have seen today, do you have any comments on: any additional measures we could take to further mitigate the environmental impact of the proposals?	14
3.5	Q5. Based on the information you have seen today, do you have any comments on: do you have any information relevant to the preferred option which you think we should take into account?	16
3.6	Q6. Do you have any comments on the level of information on display today?	18
3.7	Q7. Is there anything you would like to know more about at the next round of events?	20
3.8	Q8. Do you have any further comments on this consultation?	23
3.9	Demographic information	26
3.10	Address data	27

1 Introduction

National Grid IFA2 Ltd (NGIL) is proposing to build a new interconnector linking the electricity transmission systems of Great Britain and France – known as IFA2. It is consulting on proposals for its preferred option. The preferred option is a converter station located at Daedalus Airfield, between Stubbington and Lee-on-the-Solent. The converter station will then be connected using subsea and onshore underground cables to an existing National Grid site off Chilling Lane near Chilling, Warsash. The consultation events were held in December 2015 to inform local people about NGIL's plans, and seek views on the potential impacts of their preferred option and possible means of mitigating them.

Seven exhibitions were held across two weeks in December 2015. The first, on the 2 December 2015, was specifically aimed at engaging fishermen and maritime users and as such was advertised in the Fishing News. The exhibition was held at the Best Western Royal Beach Hotel, St Helens Parade, Portsmouth PO4 0RN. The event was attended by 19 fisheries stakeholders.

The next six exhibitions were held from at the locations and dates below. Notification of the exhibitions took place through a leaflet sent to 22,052 households in a radius around the proposed site, as well as stakeholders and community groups. Adverts were placed in Southern Daily Echo and the Portsmouth News, the newspapers with the highest circulation in the area. The invitation to the exhibition was also posted on the consultation website (www.ifa2interconnector.com).

- 8 December 2015 – Lockwood Community Centre, Locks Heath from 1.30pm – 5.30pm
- 9 December 2015 – St Faith's Parish Centre, Lee-on-the-Solent from 4pm – 8pm
- 10 December 2015 – Stubbington Baptist Church, Stubbington from 3pm – 7pm
- 11 December 2015 – Warsash Victory Hall, Warsash from 4pm – 8pm
- 12 December 2015 – Crofton Community Centre, Stubbington from 10am – 4pm
- 13 December 2015 – Peel Common Junior School, Peel Common from 11am – 3pm

Members of the project team also attended a Community Action Team meeting organised by Fareham Borough Council to answer questions from residents.

The exhibition itself comprised 21 information boards and members of the project team were on hand to answer attendees' questions. Feedback forms were provided, and attendees were encouraged either to fill in a form on the day or take one and return it by freepost, or email by the closing date of 15 January 2016.

Over the course of the seven events, approximately 449 people attended the exhibitions and 148 feedback forms were received before the consultation closing date. In addition to the feedback forms, three letters were received from residents and one each from the Lee-on-the-Solent Residents Association and the Peel Common Residents Association. These will be included in the Appendices.

All communication channels will remain open throughout the planning process enabling people to direct their comments or queries to the team (including Freephone number 0800 0194 576, or through the website, www.ifa2interconnector.com). This report details the results of the feedback from the first stage of consultation.

2 Aims and objectives

The consultation is the first stage of a two stage process. This first round of consultation events identified NGIL's preferred scheme for an HVDC converter site and associated cable routes and aimed to find out views on

- NGIL's choice of converter station location and cable routes;
- the potential impacts of NGIL's preferred option and;
- possible means of mitigating any potential impacts.

Respondents raised a wide range of issues through the feedback forms, and there has been a good amount of local interest and engagement so far with its consultation programme. NGIL has also held discussions with a number of local stakeholders in the community and will continue to do so over the coming months.

NGIL will consider all of the feedback received as it moves forward with its proposals and to the next round of consultation.

NGIL will be holding a second round of consultation events in spring 2016. The second round consultation events will present updated proposals which, where possible, take on board the feedback received at Stage 1 and incorporate the findings of the further work NGIL has been carrying out in the intervening period.

The results of both stages of NGIL's consultation will be presented in a Consultation Report to the Marine Management Organisation (as delegated National Competent Authority under the TEN-E Regulation EU347/2013) and will accompany an application for outline planning permission to Fareham Borough Council and an application for a marine licence to the Marine Management Organisation

3 Results

The feedback form comprised eight questions which asked respondents to give their comments on aspects of the scheme, based on the open information they had seen at the exhibition.

The feedback form also included a map of the proposed cable route and location of the proposed converter station site. The form made clear that the consultation did not include the French elements of the scheme nor the works to connect the interconnector project to the existing electricity network.

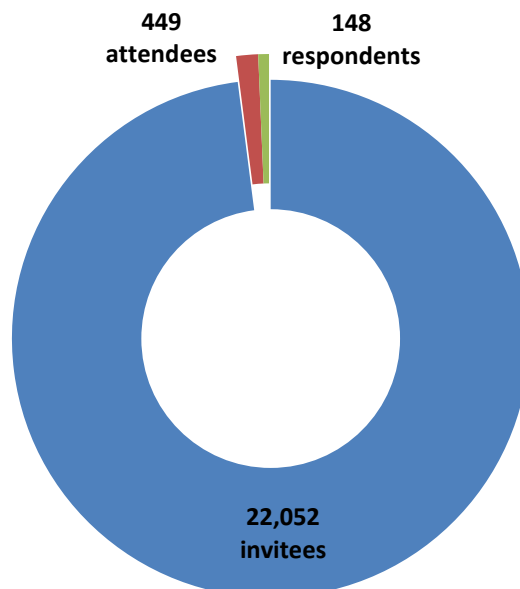
As the questions were open ended, some responses do not directly relate to the question; however, these are included in the results.

In addition to the feedback forms, four letters were received noting the residents' concerns. The full form of these letters has been included in the Appendices and where appropriate the comments included in the results below.

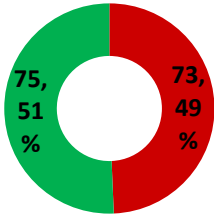
The number of respondents who answered each question is given for each question. The percentage refers to those who answered as a proportion of the total number of forms received – 148.

There are instances when one respondent gave more than one comment in an answer. These have all been included. The percentages in the tables therefore refer to the proportion of comments given in response to that question, rather than a proportion of those who responded.

Graph showing the numbers of those invited, those who attended, and those who gave feedback.



3.1 Q1 Based on the information you have seen today, do you have any comments on: the decisions and reasons that led to the identification of the proposed onshore and subsea cable routes?

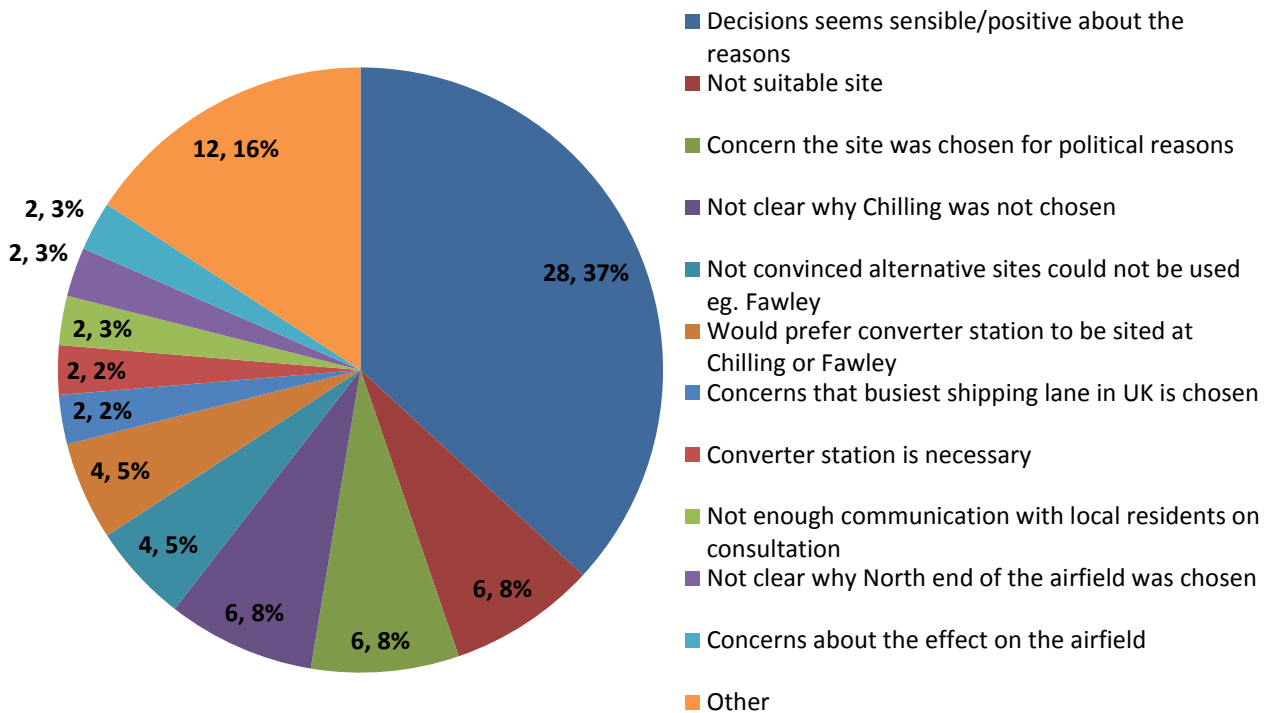


75 respondents chose to answer this question, 51% of the total number of those who submitted feedback.

76 comments were made in response to this question, of which the largest single comment was that the decision on the cable route and reasons given were sensible.

Comments made only once have been grouped in to the category 'other'. All of the comments made in response to this question are set out in the table below.

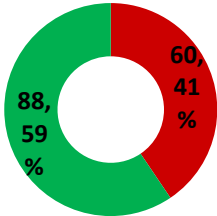
Comments on the decisions and reasons that led to the identification of the proposed cable routes



Comment	Frequency	% of comments
Decisions seems sensible/positive about the reasons	28	37%
Not suitable site	6	8%
Concern the site was chosen for political reasons	6	8%
Not clear why Chilling was not chosen	6	8%
Not convinced alternative sites could not be used eg. Fawley	4	5%
Would prefer converter station to be sited at Chilling or Fawley	4	5%
Concerns that busiest shipping lane in UK is chosen	2	3%
Converter station is necessary	2	3%
Not enough communication with local residents on consultation	2	3%
Not clear why North end of the airfield was chosen	2	3%
Concerns about the effect on the airfield	2	3%
Cable should come ashore at Browdown Camp	1	1%
French end seems unclear	1	1%
More investigation should be had on impact on community	1	1%
Concerned about Chilling cable route	1	1%
Cables should be routed round western side of Isle of Wight	1	1%
Need for converter station is a result of poor government policy	1	1%
Pleased with the plan to bury the cables	1	1%
Against the idea of nuclear energy	1	1%
Cable should come in at the end of Workman's hut	1	1%
Project costs would be better spent on new power station	1	1%
Reasons were not clear	1	1%
Concerned about impact on waterfront	1	1%
Total	76	

3.2 Q2. Based on the information you have seen today, do you have any comments on: the decisions and reason that led to the identification of the proposed converter station at Daedalus Airfield?

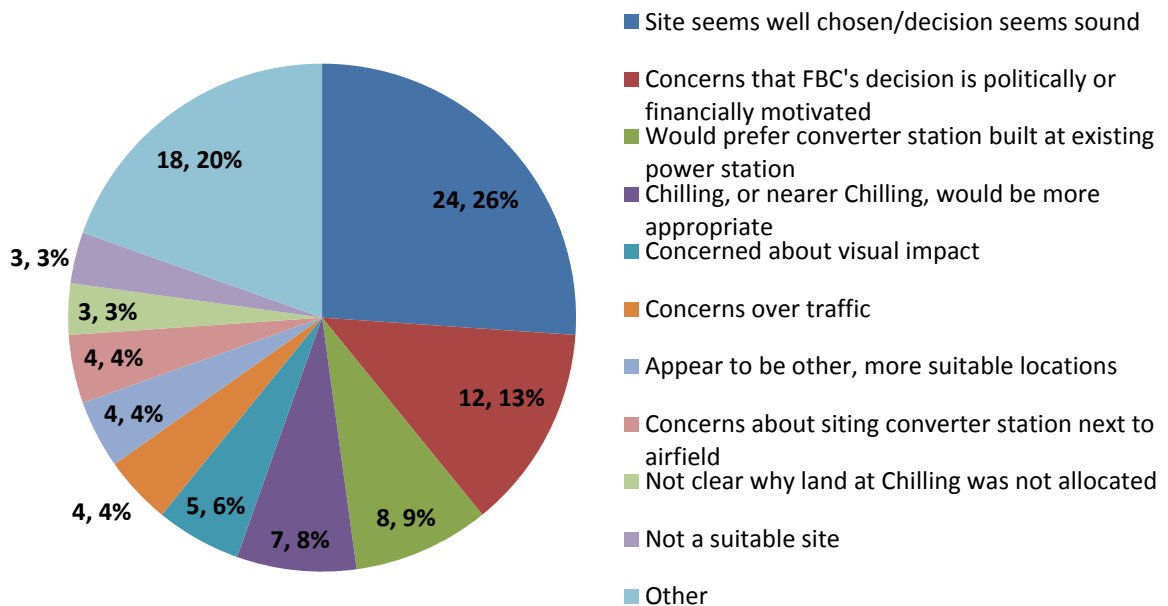
88 respondents chose to answer this question, 59% of the total number of those who submitted feedback.



92 comments were made in response to this question, the most frequently made comment was that the decisions that led to the identification of Daedalus as the preferred site for the converter station were sound.

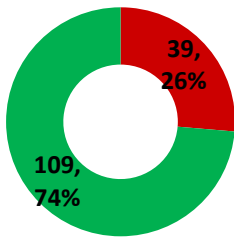
Comments made twice or fewer have been combined in to the category 'other'. All of the comments made are set out in the table below.

Comment on the decisions and reason leading to the identification of the Daedalus Airfield site



Comment	Frequency	% of comments
Site seems well chosen/decision seems sound	24	26%
Concerns that FBC's decision is politically or financially motivated	12	13%
Would prefer converter station built at existing power station	8	9%
Chilling, or nearer Chilling, would be more appropriate	7	8%
Concerned about visual impact	5	5%
Concerns over traffic	4	4%
Appear to be other, more suitable locations	4	4%
Concerns about siting converter station next to airfield	4	4%
Not clear why land at Chilling was not allocated	3	3%
Not a suitable site	3	3%
Concerned about size of building effecting airfield users	2	2%
Concerns about noise	2	2%
Concerned at loss of business space	2	2%
Insufficient details	2	2%
Good use of airfield	1	1%
Pleased converter station isn't to be sited at Chilling	1	1%
Does not agree with the reasons	1	1%
Seems potentially good for area	1	1%
Concern about effect on house prices	1	1%
Concern about electromagnetic fields (EMF)	1	1%
Poor access	1	1%
Clearly is a third choice site	1	1%
Should be at Browndown Camp	1	1%
Should be to the south of Daedalus	1	1%
Total	92	

3.3 Q3. Based on the information you have seen today, do you have any comments on: the potential environmental impacts of the proposals?

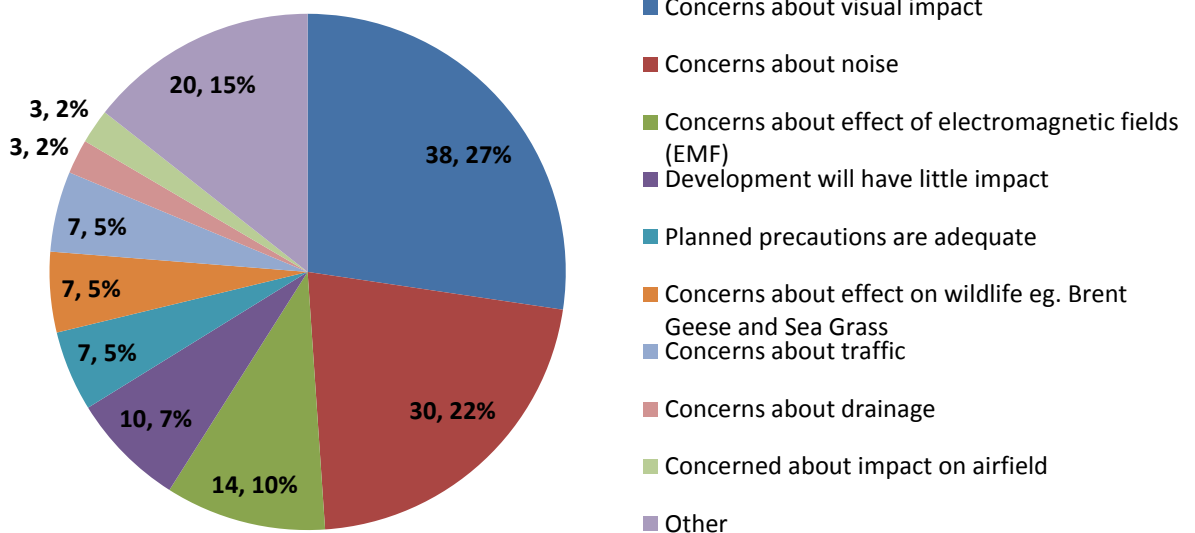


109 respondents chose to answer this question, 74% of the total number of those who submitted feedback. This was the question which the most respondents answered.

This was also the question which received the most comments: 139 comments were made in response to this question. The most frequently made was about the visual impact of the converter station.

The comments made by two or fewer people have been grouped into the category 'other'. All of the comments have been set out in the table below.

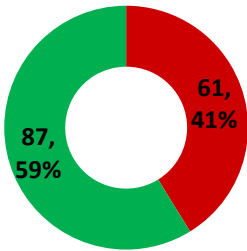
Comments on environmental impacts of the proposals



Comment	Frequency	% of comments
Concerns about visual impact	38	27%
Concerns about noise	30	22%
Concerns about effect of electromagnetic fields (EMF)	14	10%
Development will have little impact	10	7%
Planned precautions are adequate	7	5%
Concerns about effect on wildlife eg. Brent Geese and Sea Grass	7	5%
Concerns about traffic	7	5%
Concerns about drainage	3	2%
Concerned about impact on airfield	3	2%
Hopes maximum care for environment will be taken	2	1%
Detailed survey on migratory route of fish required	2	1%
Concerns about TV signal	2	1%
Concerns about damage to sea bed	2	1%
Does not want electricity imported from France	1	1%
Will be positive for area	1	1%
Concerned about impact on horse grazing at Chilling	1	1%
Further environmental surveys are required	1	1%
Concerned about effects of coastal erosion	1	1%
Concerns over beach at Hill Head	1	1%
Potential impact not clear	1	1%
Concerns about integration of construction with waterfront area	1	1%
Concerns about impact of construction on neighbours	1	1%
Would like building to be buried	1	1%
Concerned that the building is in a green buffer zone	1	1%
Would like footpaths to remain open	1	1%
Total	139	

3.4 Q4. Based on the information you have seen today, do you have any comments on: any additional measures we could take to further mitigate the environmental impact of the proposals?

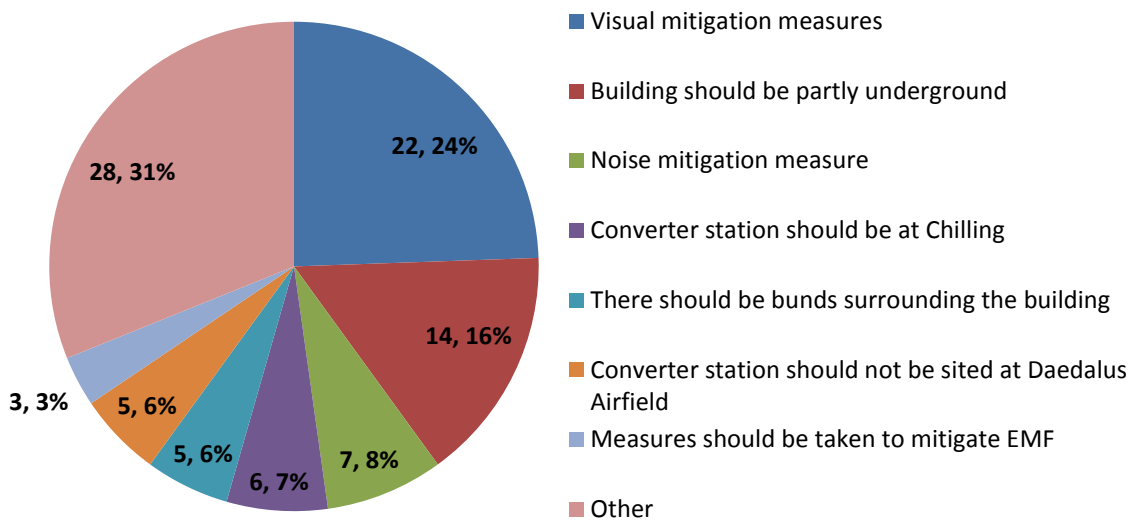
87 respondents chose to answer this question, 59% the total number of those who submitted feedback.



90 comments were made in response to this question; the most frequent comment was that visual mitigation measures should be undertaken. The comments on building height and the building being partially underground could also be categorised as visual mitigation measures, although they are listed separately as they were given as separate comments, bringing the visual mitigation percentage to 40% of comments made.

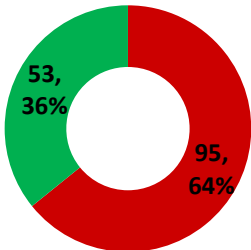
Comments made by two or fewer people have been grouped in the category 'other'. All of the comments are set out below in the table.

Comments on additional measures that could be taken to further mitigate the environmental impact of proposals



Comment	Frequency	% of comments
Visual mitigation measures	22	24%
Building should be partly underground	14	16%
Noise mitigation measure	7	8%
Converter station should be at Chilling	6	7%
There should be bunds surrounding the building	5	6%
Converter station should not be sited at Daedalus Airfield	5	6%
Measures should be taken to mitigate electromagnetic fields (EMF)	3	3%
Planned mitigation measures seem adequate	2	2%
Local suppliers should be used	2	2%
Cables should be moved further south	2	2%
Traffic mitigation measures	2	2%
Building should be at Fawley	2	2%
A power station should be built instead	1	1%
Length of cable from landing point to converter station should be reduced	1	1%
Grass roofing should be considered	1	1%
Confident National Grid will do what is necessary	1	1%
More information needed	1	1%
Sensitivity should be shown to seasonal fishing areas	1	1%
Waste heat could be used in community	1	1%
Maritime user should be taken into account when laying cables	1	1%
Cabling at Chilling should run through nature reserve	1	1%
Clear information should be given	1	1%
Areas disturbed by project should be left better than found	1	1%
Information on interference with TV reception	1	1%
Should be located somewhere less populous	1	1%
Not a suitable site	1	1%
Old FBC refuse site should be used	1	1%
Should be sited at established industrial site	1	1%
Roof should be landscaped	1	1%
Roof should have solar panels	1	1%
Total	90	

3.5 Q5. Based on the information you have seen today, do you have any comments on: do you have any information relevant to the preferred option which you think we should take into account?

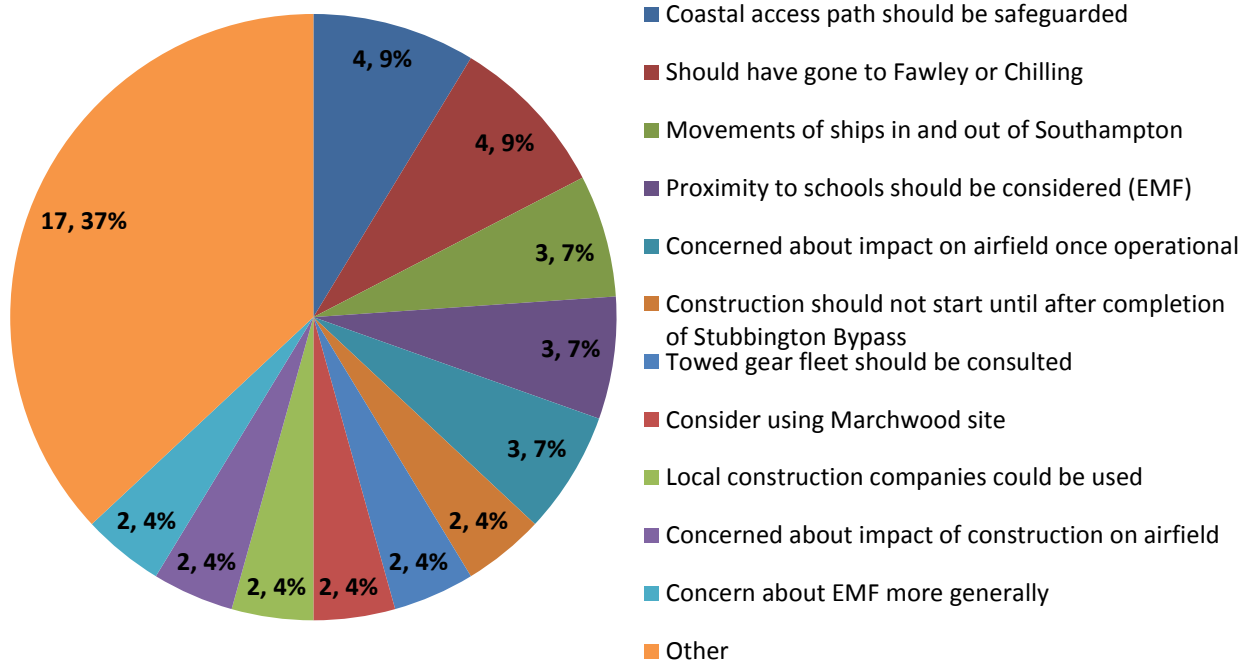


53 respondents chose to answer this question, 36% the total number of those who submitted feedback. This is the question which fewest respondents answered.

46 comments were made and over a third, 37%, were made by only once. The most frequently made comment, made four times, was that the coastal path should be safeguarded.

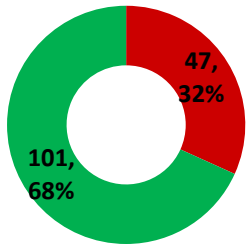
All comments made only once have been grouped into the category 'other'. All of the comments are set out in the table below.

Comments on relevant information to be taken into account



Comment	Frequency	% of comments
Coastal access path should be safeguarded	4	9%
Should have gone to Fawley or Chilling	4	9%
Movements of ships in and out of Southampton	3	7%
Proximity to schools should be considered (EMF)	3	7%
Concerned about impact on airfield once operational	3	7%
Construction should not start until after completion of Stubbington Bypass	2	4%
Towed gear fleet should be consulted	2	4%
Consider using Marchwood site	2	4%
Local construction companies could be used	2	4%
Concerned about impact of construction on airfield	2	4%
Concern about EMF more generally	2	4%
Residents' local information on Chilling was of interest to team	1	2%
Care should be taken over WWI and WWII bombs	1	2%
Views of residents should be considered	1	2%
Old Power Station in Southampton Water	1	2%
Concerns over impact on TV reception	1	2%
Cable laying at busy periods should be avoided	1	2%
Cables should be deeply buried	1	2%
Fire services are currently under review in the area	1	2%
Good opportunity to educate students in STEM subjects	1	2%
Would like grazing fields at Chilling left undisturbed	1	2%
Building will effect wind and so airfield	1	2%
Noise should be kept to a minimum	1	2%
Civil Aviation Authority should be consulted	1	2%
Would like compensation	1	2%
Old FBC refuse site should be used	1	2%
Infrastructure should be taken into account	1	2%
Renewable energy should be considered	1	2%
Total	46	

3.6 Q6. Do you have any comments on the level of information on display today?

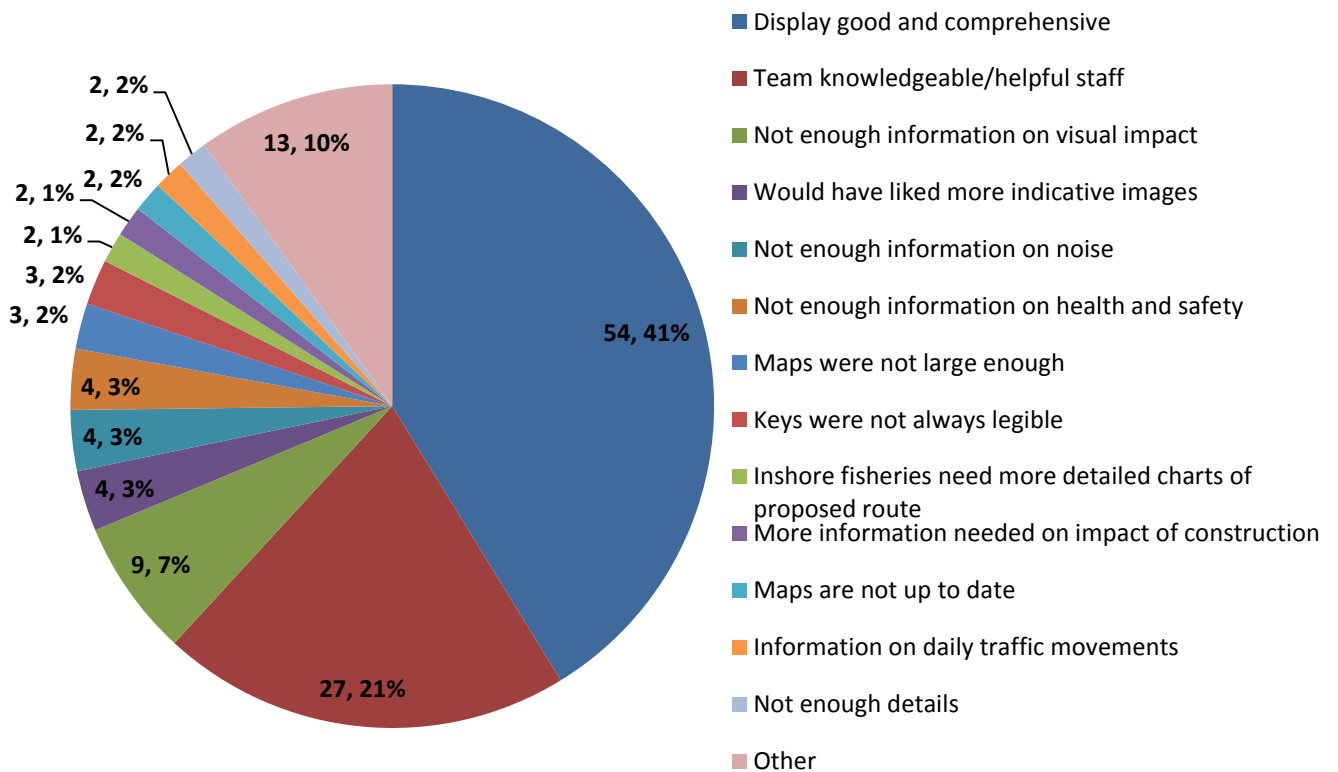


101 respondents chose to answer this question, 68% the total number of those who submitted feedback.

131 responses were given to this question, the most frequent of which was that the exhibition was good and comprehensive.

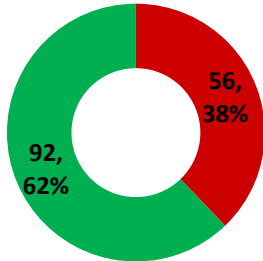
Comments made only once have been grouped into the category 'other'; all comments are set out in the table below.

Comments on the level of information on display at exhibition



Comment	Frequency	% of comments
Display good and comprehensive	54	41%
Team knowledgeable/helpful staff	27	21%
Not enough information on visual impact	9	7%
Would have like to have seen more indicative images	4	3%
Not enough information on noise	4	3%
Not enough information on health and safety	4	3%
Maps were not large enough	3	2%
Keys were not always legible	3	2%
Inshore fisheries need more detailed charts of proposed route	2	2%
More information needed on impact of construction	2	2%
Maps are not up to date	2	2%
Information on daily traffic movements	2	2%
Not enough details	2	2%
Not sure what the alternative sites were	1	1%
Would have like information to have been displayed higher	1	1%
Not clear where on the airfield it would be located	1	1%
Same as information on website	1	1%
More information on existing converter stations would be useful	1	1%
Seems to be a done deal	1	1%
Exhibition did not answer questions	1	1%
Would have liked more on National Grid structure	1	1%
Would have liked more on NGET	1	1%
Would like more information on alternative options	1	1%
Would have like FBC present	1	1%
Interesting	1	1%
Consultation was not clear	1	1%
Total	131	

3.7 Q7. Is there anything you would like to know more about at the next round of events?

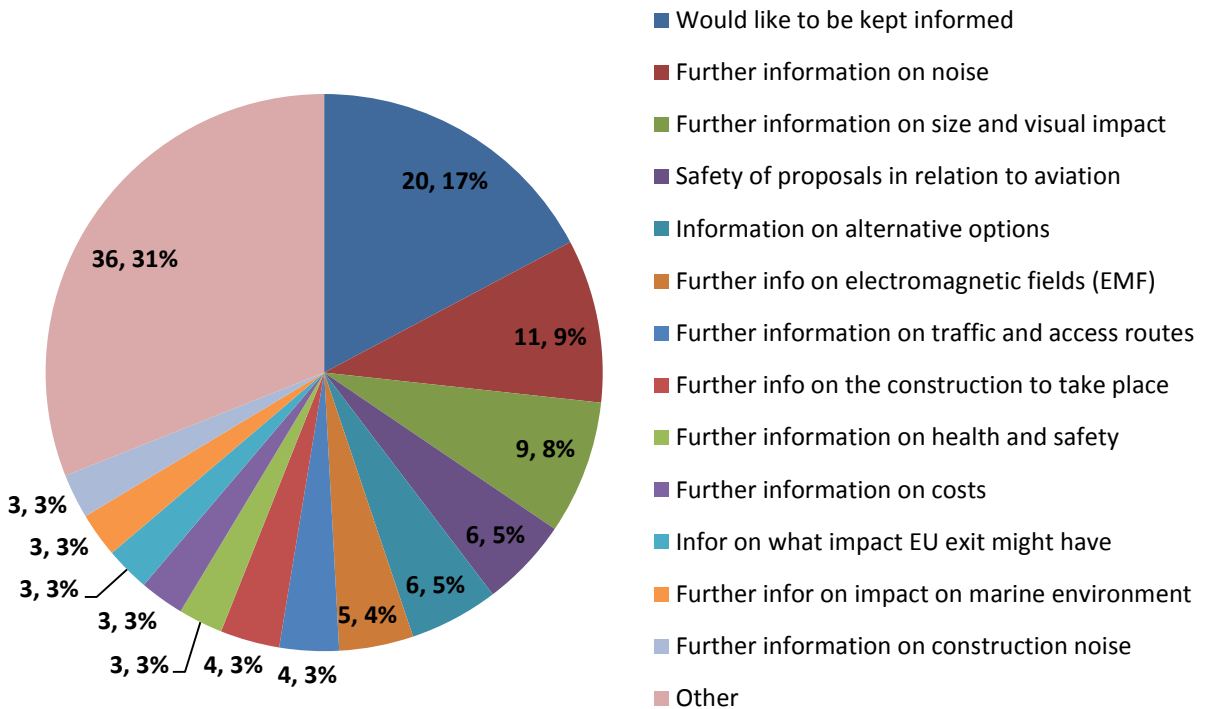


92 respondents chose to answer this question, 62% the total number of those who submitted feedback.

116 comments were made in response to this question and the comment given most frequently was to be kept informed, 17% of the comments made.

Comments made two or fewer times have been grouped in the category 'other'. All comments are set out in the table below.

Comments on what residents would like to know more about at next events

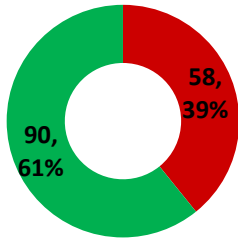


Comment	Frequency	% of comments
Would like to be kept informed	20	17%
Further information on noise	11	9%
Further information on size and visual impact	9	8%
Safety of proposals in relation to aviation	6	5%
Information on alternative options	6	5%
Further information on electromagnetic fields (EMF)	5	4%
Further information on traffic and access routes	4	3%
Further information on the construction to take place	4	3%
Further information on health and safety	3	3%
Further information on costs	3	3%
Information on whether Britain leaving the EU would affect IFA2	3	3%
Further information on impact on marine environment	3	3%
Further information on construction noise	3	3%
An artist's impression or model of the site	2	2%
Further information on compensation available	2	2%
More detail on land route for cable	2	2%
More information on the education plans	2	2%
Would like to see the results of the first round of consultation	2	2%
Comparative costs with sites with less visual impact eg. Fawley	2	2%
What benefits the development will bring the community	2	2%
Information on impact on beach hut owners	2	2%
Information on how the cliff path at Chilling will be protected	1	1%
Information on how efficient the cables will be	1	1%
Further information on jobs	1	1%
Further information on how cables will be laid	1	1%
Specialist briefings for Lee-on-the-Solent residents	1	1%
Would like to see exact location of site	1	1%
Would like to see it is a genuine consultation	1	1%
Would like to see that Hampshire Fire & Rescue has been made aware of development	1	1%
Info on whether development will effect seafront development	1	1%
Information on why connection wasn't at Cherbourg	1	1%
Impact on Chilling	1	1%
More information on the costs for British contractors	1	1%
The consultation was not detailed enough	1	1%
Information on how deep cables will be laid	1	1%
Information on why south side of Daedalus was not chosen	1	1%

Q7 comments continued

Comment	Frequency	% of comments
Would like an open day when the site is open	1	1%
Construction timeline	1	1%
More information on peak demand times	1	1%
Ownership of National Grid	1	1%
Information on Solar panels on the roof	1	1%
Total	116	

3.8 Q8. Do you have any further comments on this consultation?

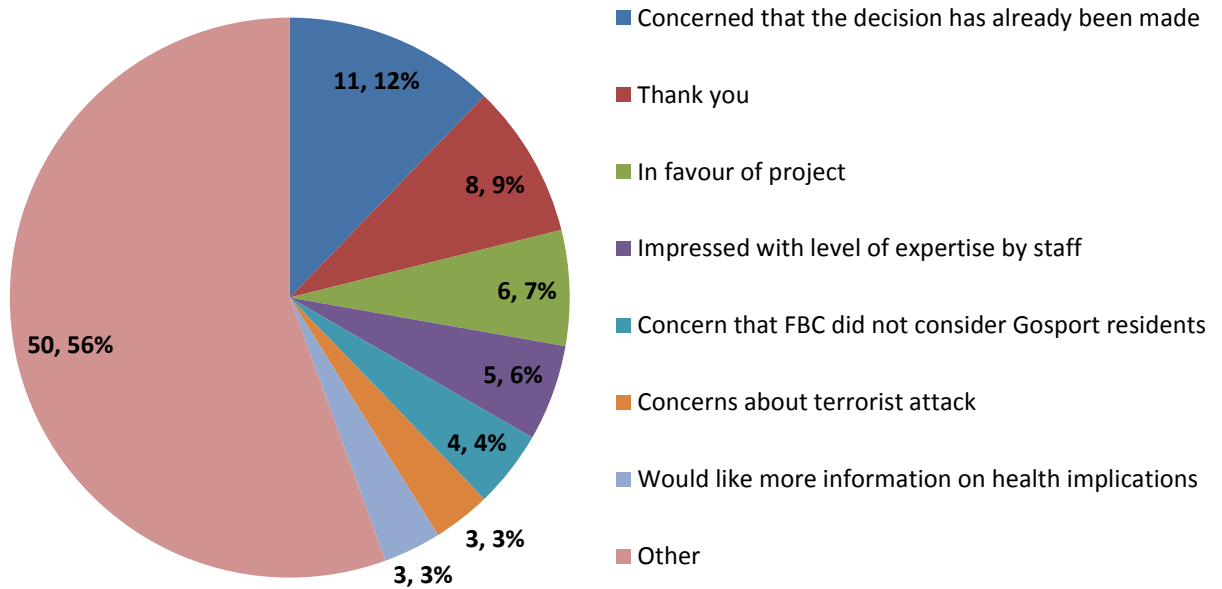


90 respondents chose to answer this question, 61% of the total number of those who submitted feedback.

This was the question to which there was the greatest breadth of answers, with no comment significantly more popular than another.

Comments made only once have been grouped into the category 'other'. All comments are set out in the table below.

Further comments on consultation



Comment	Frequency	% of comments
Concerned that the decision has already been made	11	12%
Thank you	8	9%
In favour of project	6	7%
Impressed with level of expertise by staff	5	6%
Concern that FBC did not consider Gosport residents	4	4%
Concerns about terrorist attack	3	3%
Would like more information on health implications	3	3%
Concerns about construction noise and traffic	2	2%
Concerns about horses kept near Chilling	2	2%
Not sure why the project is required	2	2%
Would like solar panels included	2	2%
Concerns about visual impact	2	2%
Would like clarity on whether all cabling would be underground	2	2%
Concerned about noise impact	2	2%
Need is a result of poor Government policy	2	2%
Concerns about effect of electromagnetic fields (EMF)	1	1%
Hopes next exhibition will take on board feedback	1	1%
Would like to see environmental risk records for Isle of Grain site	1	1%
Believes the money could be better spent	1	1%
Found it difficult to find someone to answer question	1	1%
Would like project to financially contribute to FBC	1	1%
Concern nuclear waste would add to cost	1	1%
Doesn't want to import electricity from France	1	1%
Lack of tea and biscuits	1	1%
Good number of events	1	1%
Would have preferred a warmer welcome	1	1%
Would like more info on impact on airfield	1	1%
Lee Flying Association are happy to offer advice	1	1%
Development takes away space for housing	1	1%
Concerned that building will be able to support flat roof	1	1%
Concerned about proximity to airfield	1	1%
Concerned about risk to Gosport residents	1	1%
Converter station should be on western side of Southampton Water	1	1%
Not enough detail on the website	1	1%
Building seems no larger than hangers	1	1%
Would have liked more information on scale of site	1	1%

Q8 comments continued

Comment	Frequency	% of comments
Would like the project to have an English name	1	1%
Would like a larger map	1	1%
No information given on electricity import levels or costs	1	1%
Local contractors should be used	1	1%
Would like to hear more from FBC councillors	1	1%
Would like to see information in a booklet	1	1%
Would like more information on impact on hut owners	1	1%
Indications should be given of visual and noise impact eg. scaffolding	1	1%
Project team should visit site	1	1%
Stubbington residents were not informed about the consultation	1	1%
Project won't get planning permission	1	1%
Information on tunnel between Fawley and Chilling	1	1%
Would like to know about compensation	1	1%
Total	90	

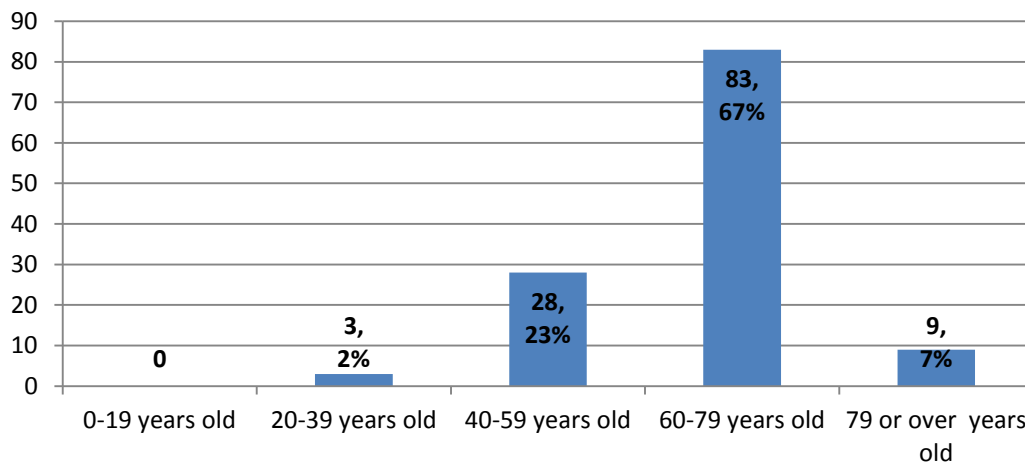
3.9 Demographic information

In order to keep people updated about the proposals and to capture general demographic information, the questionnaire included optional sections to complete on address, age, and employment status.

Age and employment status

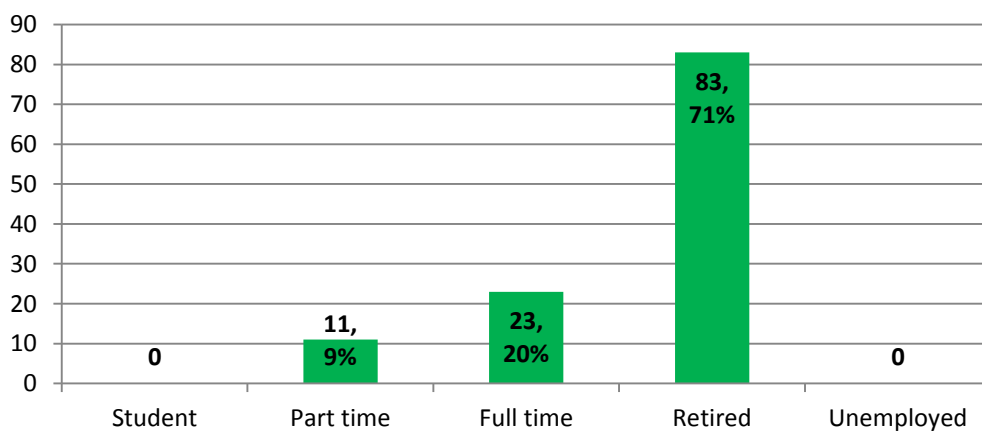
The largest percentage of respondents who gave their age were 60-79 years old, 67% of respondents, followed by those aged 40-59, 23% of respondents.

Age of respondents



The majority of those who gave their employment status were retired, 71%, followed by those who work full time, 20%

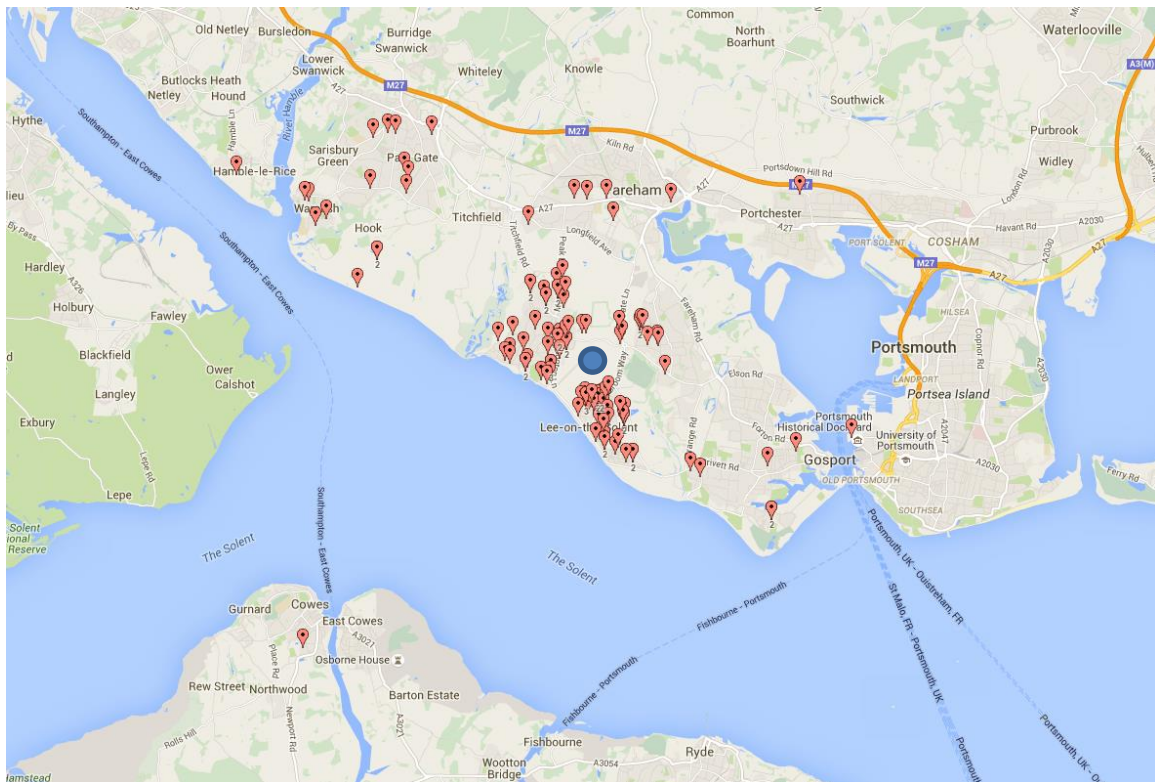
Employment status of respondents



3.10 Address data

In order to keep people updated about the proposals the questionnaire included an optional section to complete with address details.

122 respondents provided their addresses on the feedback form and this data has been plotted on the map below.



The map shows a slight concentration of responses in Lee-on-the-Solent, but otherwise a spread of responses was received from across the consultation invitation radius.